

DE Montageanleitung
EN Assembly instruction
FR Notice de montage


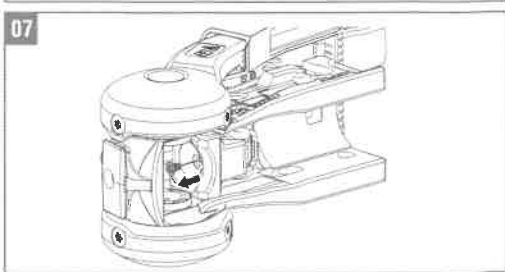
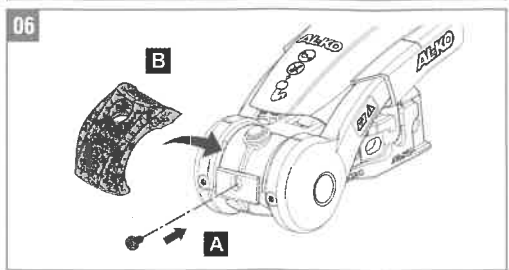
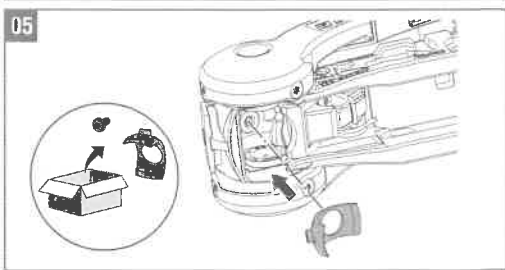
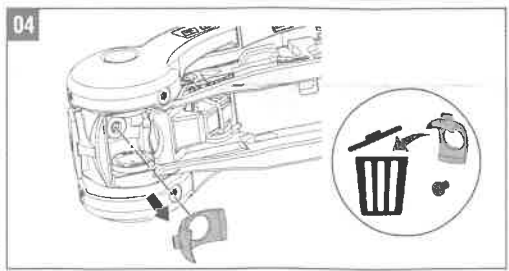
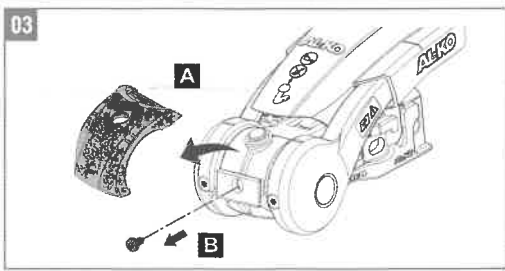
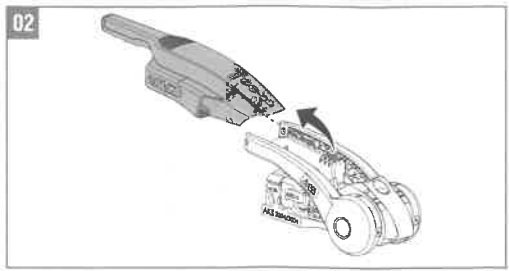
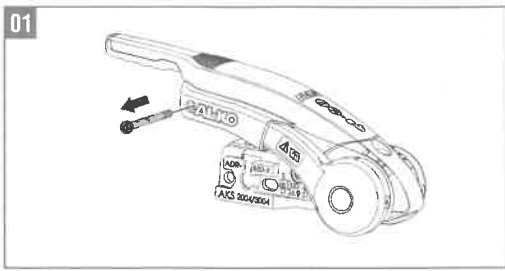
Tausch Reibbeläge vorne / hinten

Change Friction linings front / back

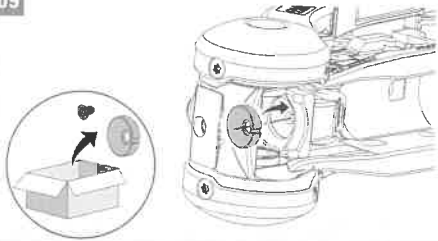
Changer Coupelles de Friction de chant / montage par arrière



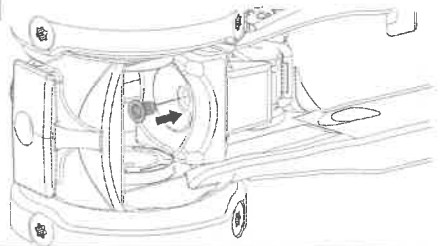
AKS 3004/3504



09



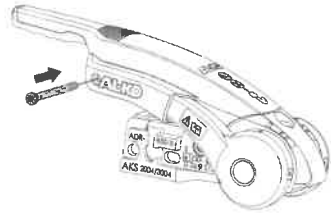
10



11



12



13

Sicherheitsrelevantes Bauteil!

Wir empfehlen den Einbau durch eine Fachwerkstatt.

Safety-relevant component!

We recommend installation by a specialist workshop.

Composant de sécurité!

Nous recommandons le montage dans un garage expert.

Componente di sicurezza importante!

Si consiglia l'installazione presso un'officina specializzata.



www.al-ko.com